

Signify Classified - Internal
Cooper Lighting Solutions Photometric Lab
1121 Highway 74 South
Peachtree City, GA 30269



Scaled data based on original data using
LM-79-08 Approved Method: Electrical and Photometric Measurements of Solid-
State Lighting Products

Test Report Prepared for
Cooper Lighting Solutions
(formerly Eaton)

Brand: McGRAW-EDISON

Report Number: P833564

Luminaire Tested: **TTN-D2-740-U-MQ-UPL2**

Issue Date: 5/15/2024

Test Information

Test Method: LM-79-08
Report Number: P833564
REPORT IS FROM IESNA LM-79-08 TEST DATA - UPLIGHT (G3-2308-121-4) AND
Test Lab: INNOVATION CENTER
Issue Date: 5/15/2024
Manufacturer: COOPER LIGHTING SOLUTIONS (FORMERLY EATON)
Product Line: McGRAW-EDISON
Catalog Number: TTN-D2-740-U-MQ-UPL2
Description: TOPTIER NANO LED PARKING GARAGE LUMINAIRE WITH UPLIGHT
4000K, 70 CRI LEDS AND MEDIUM DISTRIBUTION
Light Source: -
Ballast/Driver: -

Summary

Lumens per Lamp: N/A
Luminaire Lumens: 6128.7 lumens
Efficiency: N/A
Efficacy: 130.4 lumens/watt
Luminous Opening: Vertical Cylinder (Dia: 0.71' x H: 0.1')
IES Classification: Type V - Short
BUG Rating: B2 - U4 - G2

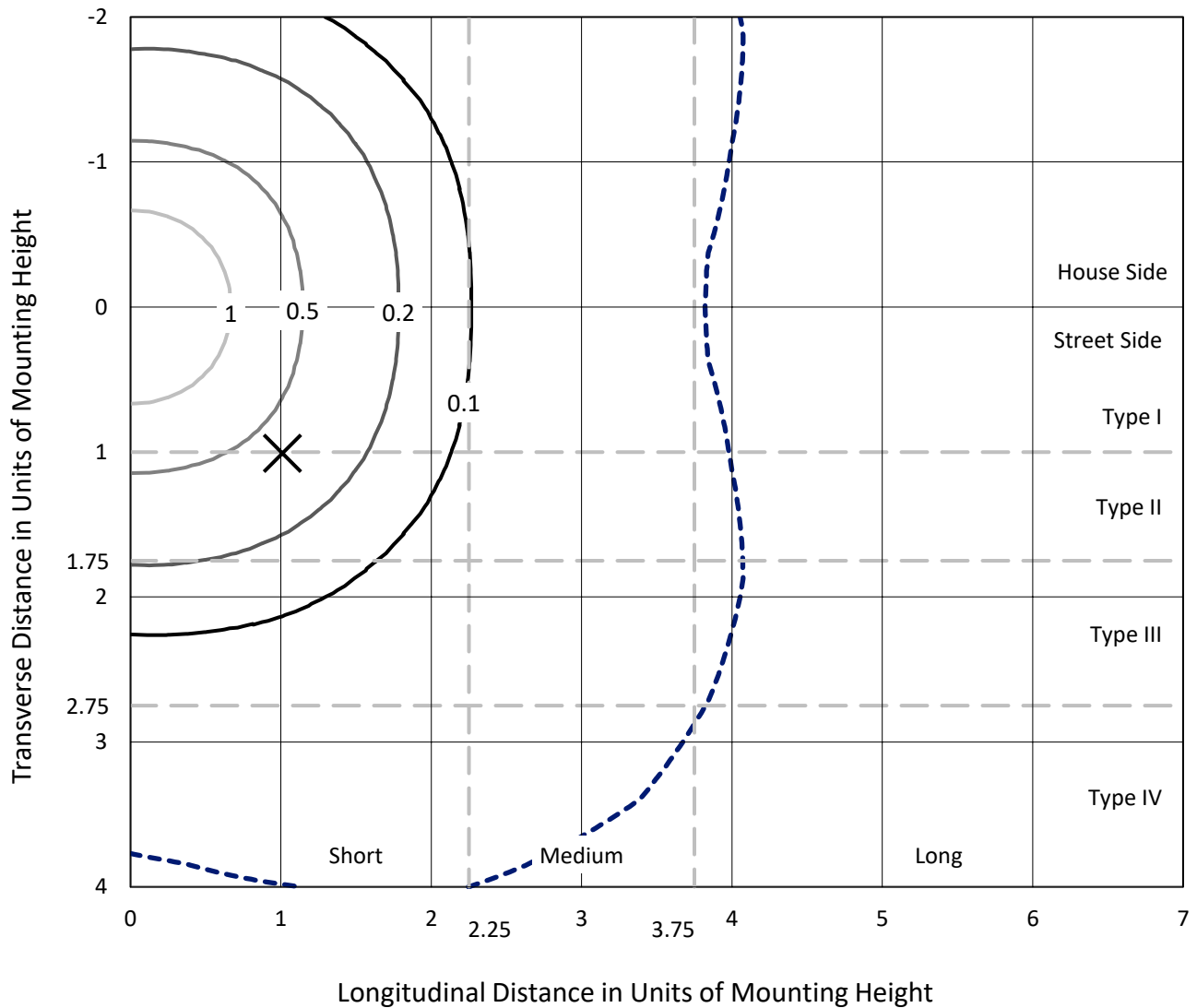
Input Watts (W): 47
Input Voltage (V): NR
Input Current (Ain): NR
Voltage Rise (V): NR
Power Factor: NR
Total Harmonic Distortion (THDi): NR
Frequency (hertz): 60
Stabilization Time: NR
Operation Time: NR
Ambient Temperature (°C): NR
Test Distance: 24 FT



REPORT NUMBER: P833564
 CATALOG NUMBER: TTN-D2-740-U-MQ-UPL2

Iso-Footcandle Lines of Horizontal Illumination

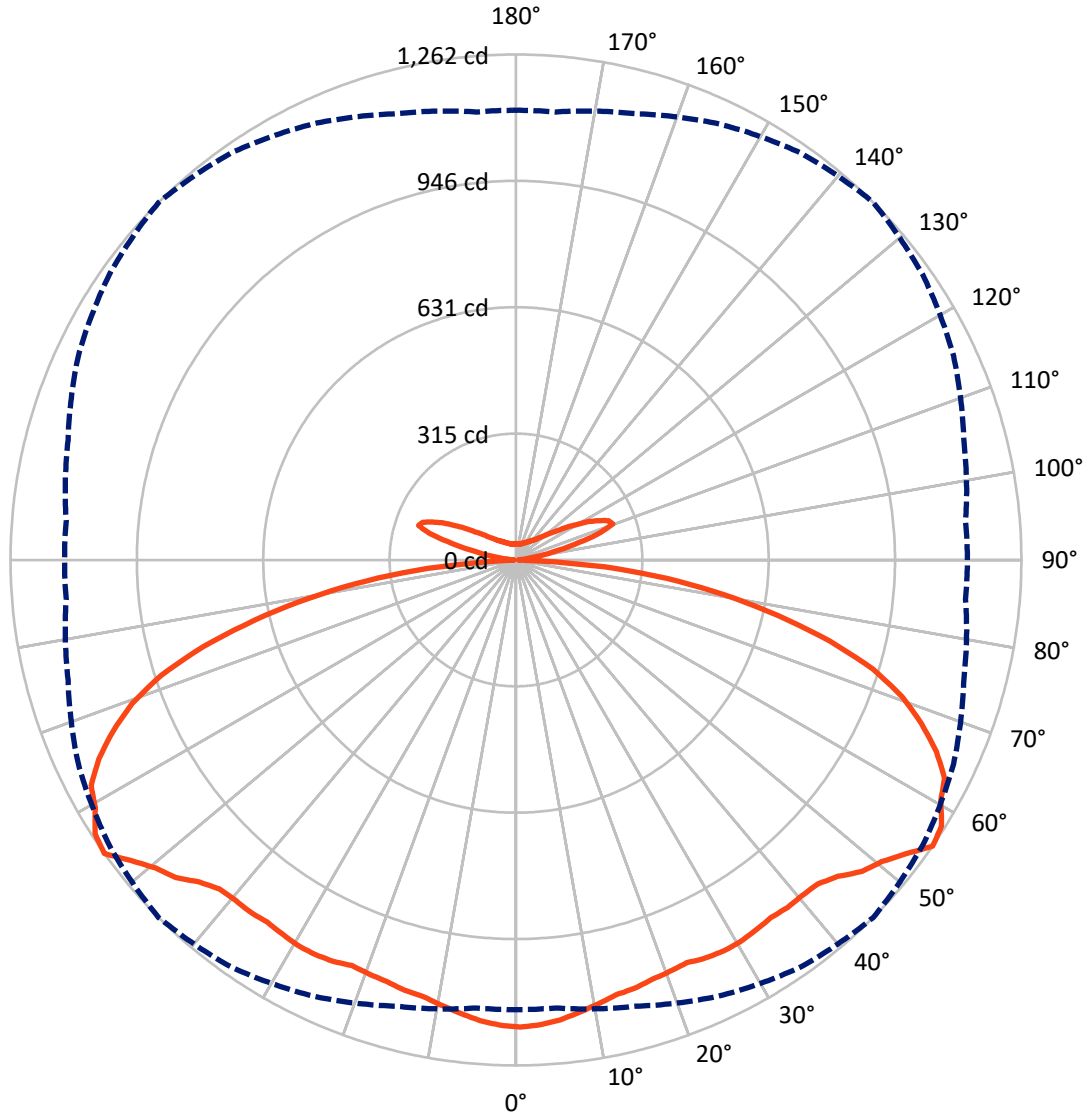
✕ Max cd
 - - - 1/2 Max cd



Based on 25 foot mounting height. Maximum calculated value = 1.9 fc
 Type V - Short - N/A

REPORT NUMBER: P833564
CATALOG NUMBER: TTN-D2-740-U-MQ-UPL2

Luminous Intensity Polar Plot



— Vertical Plane Through 45-Deg Lateral - - - Horizontal Cone Through 55-Deg Vertical

REPORT NUMBER: P833564

CATALOG NUMBER: TTN-D2-740-U-MQ-UPL2

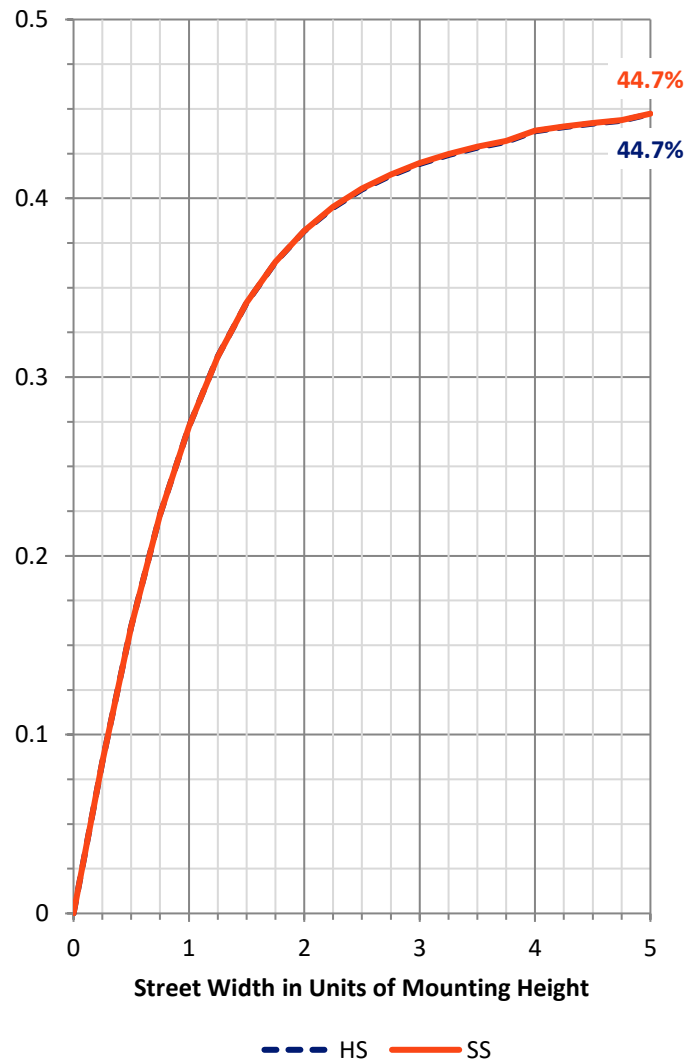
FLUX DISTRIBUTION:

		Downward	Upward	Total
House Side	Lumens	2771.9	292.5	3064.4
	% Fixture	45.2	4.8	50.0
Street Side	Lumens	2771.9	292.5	3064.4
	% Fixture	45.2	4.8	50.0
Total	Lumens	5543.8	584.9	6128.7
	% Fixture	90.5	9.5	100.0

Coefficient of Utilization

ZONAL LUMENS:

Zone	Lumens	% Fixture
0°-10°	109.2	1.8
10°-20°	313.3	5.1
20°-30°	506.5	8.3
30°-40°	685.3	11.2
40°-50°	858.4	14.0
50°-60°	1052.0	17.2
60°-70°	1054.5	17.2
70°-80°	761.0	12.4
80°-90°	203.7	3.3
90°-100°	13.1	0.2
100°-110°	132.7	2.2
110°-120°	194.0	3.2
120°-130°	112.6	1.8
130°-140°	59.7	1.0
140°-150°	35.4	0.6
150°-160°	21.8	0.4
160°-170°	11.9	0.2
170°-180°	3.9	0.1
0°-90°	5543.8	90.5
0°-180°	6128.7	100.0



REPORT NUMBER: P833564

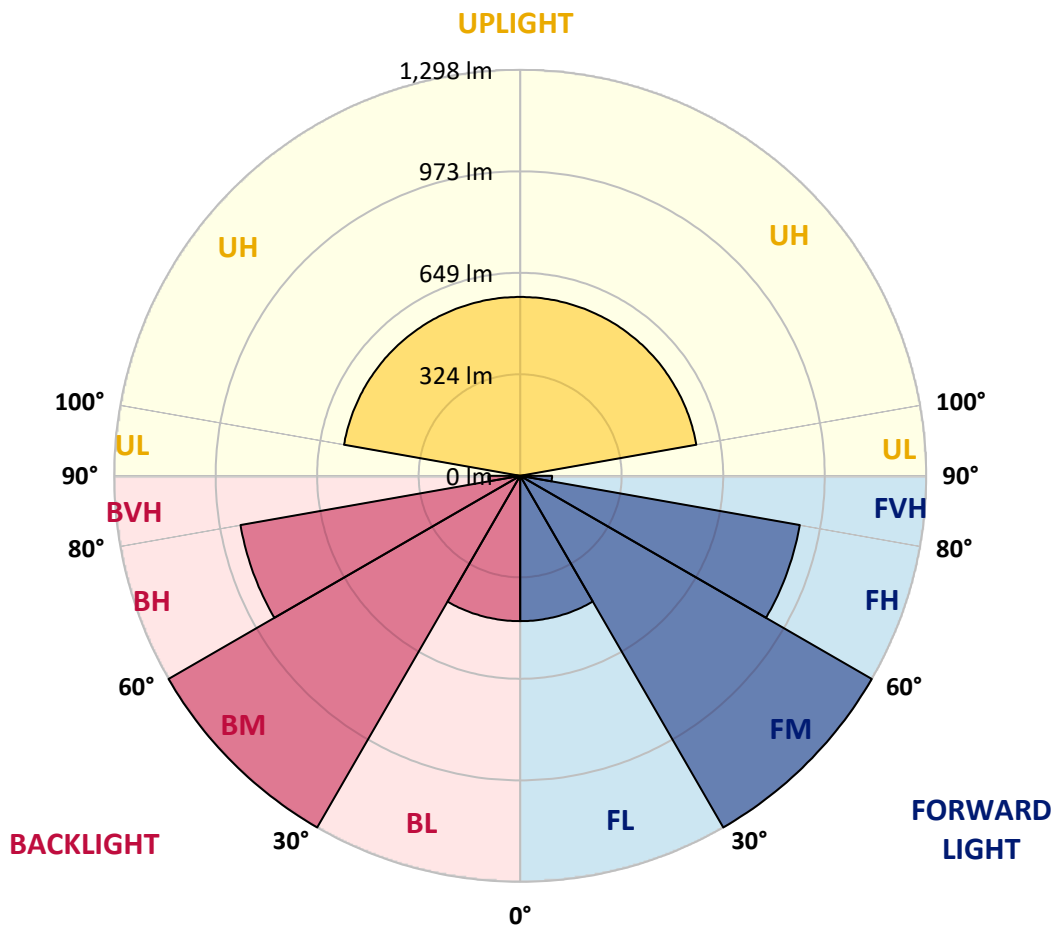
CATALOG NUMBER: TTN-D2-740-U-MQ-UPL2

LUMINAIRE CLASSIFICATION SYSTEM LUMEN TABLE AND BUG RATING:

Zone	Lumens	% Fixture	Zone Rating/Lumen Limit		
			B	U	G
FL (0°-30°)	464.5	7.6			
FM (30°-60°)	1297.8	21.2			
FH (60°-80°)	907.7	14.8			G1/1800
FVH (80°-90°)	101.8	1.7			G2/225
BL (0°-30°)	464.5	7.6	B1/500		
BM (30°-60°)	1297.8	21.2	B2/2500		
BH (60°-80°)	907.7	14.8	B2/1000		G1/1800
BVH (80°-90°)	101.8	1.7			G2/225
UL (90°-100°)	13.1	0.2		U2/50	
UH (100°-180°)	571.8	9.3		U4/1000	

BUG Rating: B2-U4-G2

Type V Short





REPORT NUMBER: P833564

CATALOG NUMBER: TTN-D2-740-U-MQ-UPL2

CANDELA DISTRIBUTION (FULL):

	0°	5°	15°	25°	35°	45°	55°	65°	75°	85°	90°
0°	1166.2	1166.2	1166.2	1166.2	1166.2	1166.2	1166.2	1166.2	1166.2	1166.2	1166.2
2.5°	1161.9	1161.9	1161.9	1157.5	1161.9	1161.9	1161.9	1161.9	1161.9	1161.9	1161.9
5°	1153.2	1153.2	1153.2	1153.2	1153.2	1153.2	1153.2	1153.2	1153.2	1153.2	1153.2
7.5°	1140.1	1140.1	1140.1	1140.1	1140.1	1140.1	1140.1	1140.1	1140.1	1140.1	1140.1
10°	1122.7	1122.7	1122.7	1122.7	1127.0	1127.0	1127.0	1127.0	1122.7	1122.7	1122.7
12.5°	1109.6	1109.6	1109.6	1114.0	1114.0	1114.0	1114.0	1114.0	1114.0	1114.0	1109.6
15°	1105.3	1105.3	1105.3	1105.3	1109.6	1109.6	1109.6	1109.6	1105.3	1105.3	1105.3
17.5°	1096.6	1096.6	1096.6	1100.9	1100.9	1100.9	1100.9	1100.9	1096.6	1096.6	1096.6
20°	1087.9	1087.9	1092.2	1092.2	1096.6	1096.6	1096.6	1092.2	1092.2	1087.9	1092.2
22.5°	1087.9	1087.9	1087.9	1092.2	1092.2	1092.2	1092.2	1087.9	1087.9	1087.9	1087.9
25°	1087.9	1087.9	1092.2	1096.6	1096.6	1100.9	1096.6	1092.2	1087.9	1087.9	1087.9
27.5°	1092.2	1092.2	1096.6	1100.9	1100.9	1105.3	1100.9	1096.6	1092.2	1092.2	1092.2
30°	1092.2	1092.2	1096.6	1100.9	1100.9	1105.3	1100.9	1096.6	1092.2	1092.2	1092.2
32.5°	1083.5	1087.9	1092.2	1096.6	1100.9	1100.9	1100.9	1096.6	1092.2	1087.9	1087.9
35°	1079.2	1083.5	1087.9	1092.2	1096.6	1096.6	1096.6	1092.2	1087.9	1083.5	1083.5
37.5°	1074.8	1074.8	1083.5	1087.9	1092.2	1100.9	1096.6	1087.9	1083.5	1079.2	1079.2
40°	1070.5	1074.8	1079.2	1087.9	1092.2	1100.9	1096.6	1087.9	1079.2	1074.8	1074.8
42.5°	1070.5	1070.5	1079.2	1087.9	1096.6	1105.3	1100.9	1092.2	1079.2	1074.8	1070.5
45°	1074.8	1079.2	1092.2	1109.6	1118.3	1127.0	1122.7	1109.6	1087.9	1079.2	1074.8
47.5°	1092.2	1096.6	1109.6	1127.0	1148.8	1161.9	1148.8	1127.0	1109.6	1096.6	1092.2
50°	1100.9	1105.3	1127.0	1148.8	1179.3	1183.6	1179.3	1148.8	1127.0	1105.3	1105.3
52.5°	1118.3	1118.3	1144.4	1183.6	1209.7	1218.4	1209.7	1188.0	1144.4	1122.7	1118.3
55°	1122.7	1122.7	1153.2	1201.0	1240.2	1261.9	1240.2	1205.4	1157.5	1127.0	1127.0
57.5°	1096.6	1105.3	1144.4	1192.3	1240.2	1253.2	1240.2	1196.7	1148.8	1109.6	1105.3
60°	1066.1	1079.2	1114.0	1170.6	1205.4	1218.4	1209.7	1170.6	1118.3	1079.2	1074.8
62.5°	1035.7	1053.1	1092.2	1135.7	1188.0	1201.0	1188.0	1135.7	1092.2	1053.1	1035.7
65°	970.4	987.8	1044.4	1096.6	1144.4	1153.2	1148.8	1096.6	1044.4	987.8	979.1
67.5°	905.1	918.2	957.3	1040.0	1079.2	1092.2	1083.5	1035.7	961.7	918.2	913.8
70°	835.5	848.5	883.4	961.7	1000.8	1022.6	1005.2	961.7	883.4	848.5	844.2
72.5°	744.1	761.5	800.7	870.3	909.5	931.2	913.8	870.3	800.7	757.2	748.5
75°	635.3	648.4	696.2	752.8	792.0	809.4	796.3	757.2	696.2	648.4	644.0
77.5°	517.8	530.9	574.4	631.0	652.7	670.1	657.1	626.6	574.4	530.9	526.5
80°	391.6	404.7	443.9	487.4	509.1	526.5	513.5	483.0	443.9	404.7	400.3
82.5°	256.7	269.8	304.6	339.4	361.2	378.6	365.5	335.1	309.0	269.8	265.4
85°	108.8	121.8	152.3	187.1	204.5	221.9	208.9	182.8	152.3	126.2	121.8
87.5°	8.7	13.1	13.1	17.4	13.1	21.8	13.1	13.1	13.1	13.1	13.1
90°	5.0	5.0	6.0	6.0	6.0	6.0	6.0	6.0	6.0	5.0	5.0
92.5°	5.0	5.0	5.0	7.0	8.0	7.0	8.0	6.0	6.0	5.0	5.0
95°	6.0	6.0	7.0	9.0	11.0	12.0	12.0	7.0	7.0	6.0	6.0
97.5°	8.0	9.0	9.0	11.0	18.0	33.0	20.0	10.0	10.0	9.0	8.0
100°	13.0	14.0	14.0	25.0	53.0	71.1	51.0	26.0	19.0	14.0	14.0
102.5°	42.0	44.0	54.0	81.1	120.1	109.1	92.1	87.1	60.0	48.0	46.0
105°	107.1	106.1	114.1	135.1	168.1	165.1	152.1	138.1	119.1	110.1	110.1
107.5°	141.1	141.1	148.1	166.1	191.1	223.2	226.2	179.1	157.1	147.1	146.1
110°	159.1	159.1	165.1	180.1	213.2	258.2	256.2	221.2	194.1	181.1	179.1



REPORT NUMBER: P833564
 CATALOG NUMBER: TTN-D2-740-U-MQ-UPL2

CANDELA DISTRIBUTION (continued):

	0°	5°	15°	25°	35°	45°	55°	65°	75°	85°	90°
112.5°	163.1	164.1	172.1	195.1	231.2	251.2	242.2	228.2	216.2	206.2	204.2
115°	169.1	169.1	178.1	200.2	220.2	228.2	218.2	207.2	199.2	195.1	197.1
117.5°	167.1	170.1	172.1	184.1	197.1	203.2	198.1	183.1	177.1	175.1	172.1
120°	155.1	155.1	157.1	163.1	170.1	173.1	171.1	161.1	156.1	155.1	153.1
122.5°	138.1	139.1	138.1	141.1	146.1	149.1	147.1	139.1	137.1	137.1	135.1
125°	121.1	121.1	120.1	122.1	125.1	124.1	125.1	121.1	120.1	120.1	119.1
127.5°	109.1	108.1	106.1	107.1	108.1	108.1	109.1	105.1	106.1	107.1	106.1
130°	97.1	97.1	95.1	95.1	95.1	93.1	95.1	93.1	94.1	95.1	96.1
132.5°	86.1	86.1	83.1	82.1	82.1	82.1	83.1	82.1	84.1	86.1	86.1
135°	77.1	77.1	74.1	75.1	75.1	74.1	75.1	74.1	76.1	77.1	77.1
137.5°	70.1	70.1	68.1	68.1	68.1	67.1	68.1	68.1	69.1	71.1	72.1
140°	64.0	64.0	63.0	63.0	62.0	63.0	63.0	63.0	64.0	65.0	65.0
142.5°	61.0	60.0	59.0	58.0	59.0	59.0	59.0	58.0	59.0	61.0	61.0
145°	56.0	56.0	55.0	55.0	55.0	56.0	55.0	55.0	56.0	56.0	57.0
147.5°	53.0	53.0	52.0	53.0	53.0	53.0	53.0	52.0	53.0	53.0	54.0
150°	52.0	51.0	50.0	51.0	51.0	50.0	50.0	50.0	50.0	51.0	51.0
152.5°	49.0	49.0	48.0	49.0	48.0	48.0	48.0	48.0	48.0	49.0	50.0
155°	47.0	47.0	46.0	47.0	47.0	47.0	47.0	47.0	47.0	47.0	47.0
157.5°	45.0	46.0	45.0	45.0	45.0	45.0	45.0	45.0	45.0	46.0	46.0
160°	44.0	44.0	44.0	44.0	43.0	43.0	43.0	44.0	44.0	44.0	45.0
162.5°	43.0	43.0	43.0	43.0	42.0	42.0	42.0	42.0	43.0	43.0	44.0
165°	43.0	42.0	42.0	42.0	41.0	41.0	41.0	41.0	42.0	43.0	42.0
167.5°	41.0	41.0	41.0	41.0	41.0	40.0	40.0	41.0	41.0	41.0	42.0
170°	41.0	41.0	40.0	40.0	40.0	40.0	40.0	40.0	40.0	40.0	41.0
172.5°	41.0	41.0	41.0	41.0	40.0	40.0	40.0	40.0	40.0	41.0	41.0
175°	41.0	41.0	41.0	41.0	40.0	40.0	40.0	41.0	41.0	41.0	40.0
177.5°	41.0	41.0	41.0	41.0	40.0	41.0	41.0	41.0	41.0	41.0	41.0
180°	41.0	41.0	41.0	41.0	41.0	41.0	41.0	41.0	41.0	41.0	41.0

Cooper Lighting Solutions Photometric Lab
1121 Highway 74 South
Peachtree City, GA 30269



LM-79-2019: Approved Method: Electrical and Photometric Measurements of Solid-State Lighting Products

Report Prepared for

Cooper Lighting Solutions

MCGRAW EDISON

Report Number: SP1-2411-284-2

Test Date: 11/20/2024

Luminaire Tested: TTN-D0-740-U-WQ

Data in this report applies to TT and TTN families of products

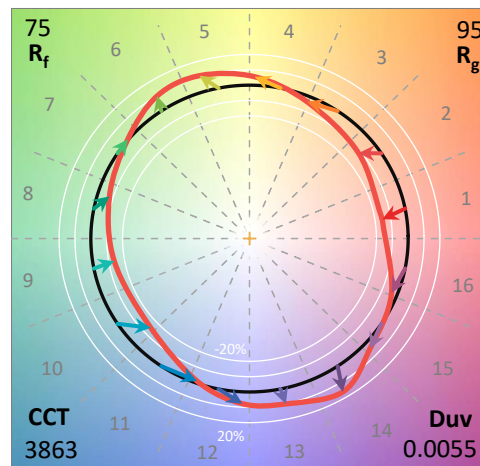
Test Information

Test Method: LM-79-2019
 Report Number: SP1-2411-284-2
 Test Lab: COOPER LIGHTING SOLUTIONS
 Photometer: SP1 - 76IN SPHERE
 Measurement Geometry: 4π
 Issue Date: 11/20/2024
 Manufacturer: COOPER LIGHTING SOLUTIONS
 Product Line: MCGRAW EDISON
 Catalog Number: **TTN-D0-740-U-WQ**
 Description: TOPTIER NANO LED PARKING GARAGE LUMINAIRE. 4000K, 70 CRI LEDS AND WIDE DISTRIBUTION

Spectral Parameters

CCT (K): 3863
 CIE u': 0.2247
 CIE v': 0.5111
 Duv: 0.0055
 CIE x: 0.3911
 CIE y: 0.3954
 CIE z: 0.2136
 Peak Wavelength (nm): 448
 Dominant Wavelength (nm): 577
 Purity: 36.03443
 Rf: 74.7
 Rg: 95.4

CRI (Ra):	71.9		
R1:	69.4	R9:	-23.5
R2:	76.9	R10:	45.4
R3:	83.3	R11:	68.7
R4:	72.7	R12:	38.7
R5:	68.4	R13:	70.0
R6:	67.5	R14:	90.3
R7:	82.0	R15:	62.1
R8:	55.3		



Test Conditions

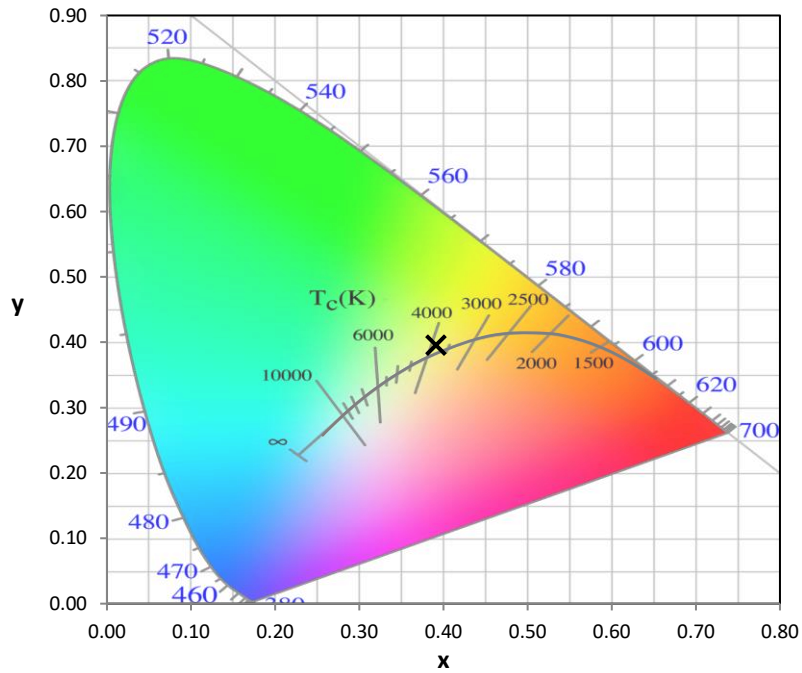
Stabilization Time: 37M
 Operation Time: 1H 37M
 Sphere Temperature (°C): 25.0

REPORT NUMBER: SP1-2411-284-2

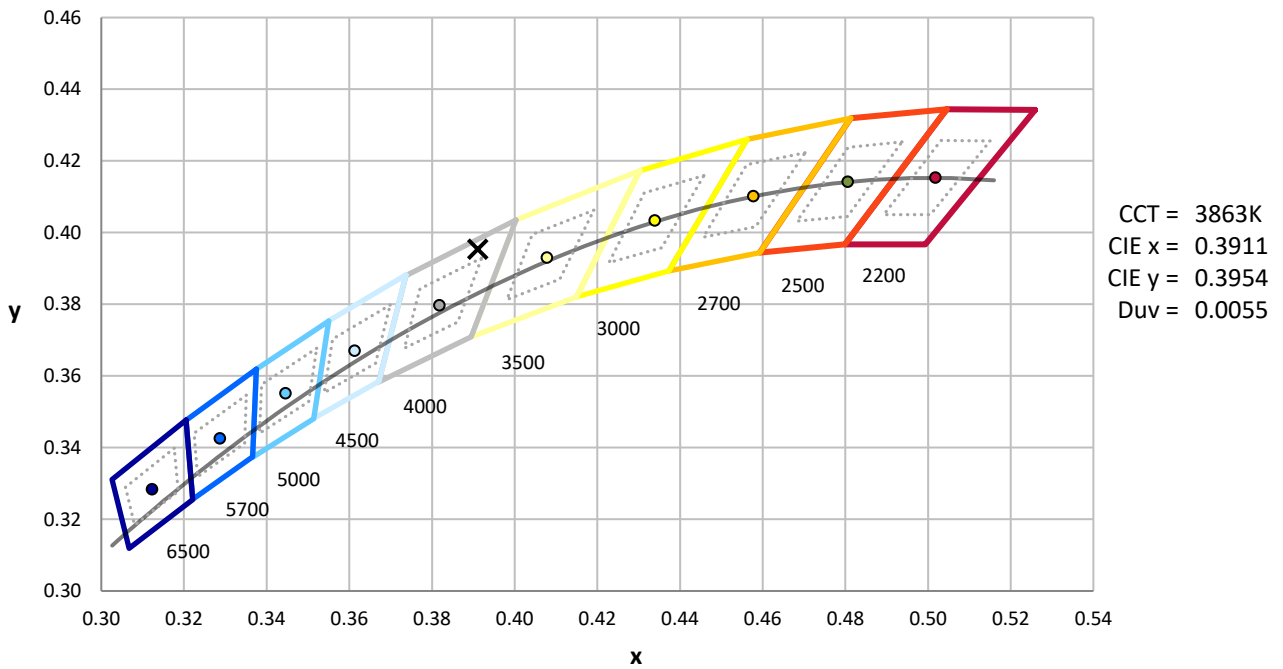
Measurement and Test Equipment			
Instrument	Identification Number	Calibration Date	Calibration Due Date
Photometer	IN0058	6/18/2024	12/18/2024
Power Meter	INXT2011004	2/8/2024	2/8/2025
AC Power Source	IN0063	10/22/2024	10/22/2025
DC Power Source	IN0208	10/22/2024	10/22/2025
Sphere Thermometer	IN0085	10/22/2024	10/22/2025
Room Thermometer	IN0046	10/22/2024	10/22/2025

REPORT NUMBER: SP1-2411-284-2

CIE 1931 Chromaticity Diagram



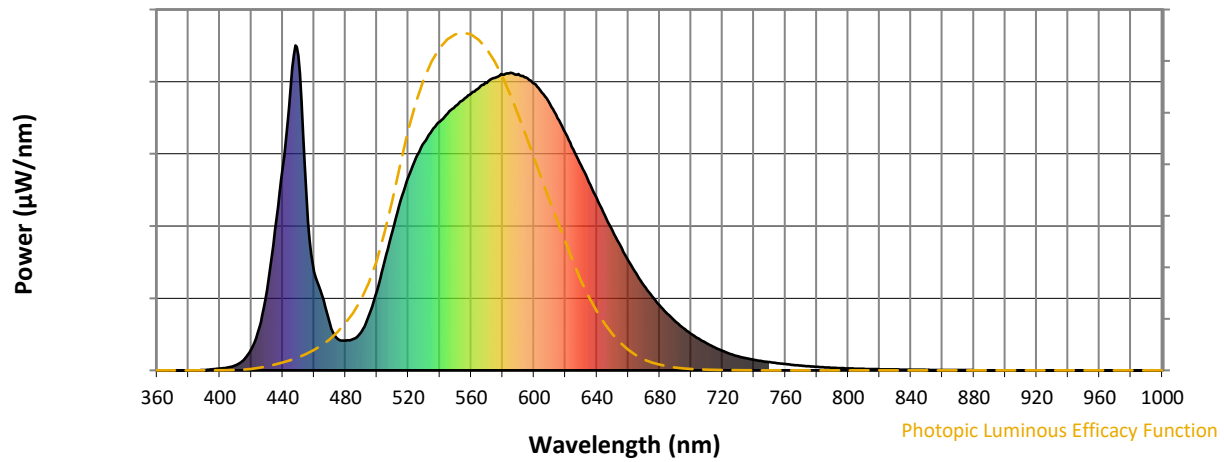
CIE 1931 Chromaticity Diagram with 2017 ANSI 7-Step and 4-Step Quadrangles



Point lies inside the ANSI 4000K 7-step quadrangle

REPORT NUMBER: SP1-2411-284-2

Photopic Flux vs. Wavelength



Photopic Lumens: NR

λ (nm)	Power W [^] /nm	Lumens (φ/nm)	λ (nm)	Power W [^] /nm	Lumens (φ/nm)	λ (nm)	Power W [^] /nm	Lumens (φ/nm)	λ (nm)	Power W [^] /nm	Lumens (φ/nm)	λ (nm)	Power W [^] /nm	Lumens (φ/nm)
360	0	NR	490	118	NR	620	730	NR	750	25	NR	880	1	NR
365	0	NR	495	170	NR	625	680	NR	755	22	NR	885	0	NR
370	0	NR	500	245	NR	630	630	NR	760	19	NR	890	0	NR
375	0	NR	505	338	NR	635	579	NR	765	17	NR	895	0	NR
380	0	NR	510	431	NR	640	529	NR	770	14	NR	900	0	NR
385	0	NR	515	521	NR	645	477	NR	775	13	NR	905	0	NR
390	1	NR	520	596	NR	650	429	NR	780	11	NR	910	0	NR
395	3	NR	525	655	NR	655	383	NR	785	9	NR	915	0	NR
400	6	NR	530	701	NR	660	338	NR	790	8	NR	920	0	NR
405	9	NR	535	739	NR	665	298	NR	795	7	NR	925	0	NR
410	16	NR	540	766	NR	670	261	NR	800	6	NR	930	0	NR
415	32	NR	545	791	NR	675	228	NR	805	5	NR	935	0	NR
420	65	NR	550	813	NR	680	200	NR	810	5	NR	940	0	NR
425	131	NR	555	833	NR	685	173	NR	815	4	NR	945	0	NR
430	245	NR	560	852	NR	690	151	NR	820	3	NR	950	0	NR
435	432	NR	565	870	NR	695	130	NR	825	3	NR	955	0	NR
440	622	NR	570	885	NR	700	112	NR	830	3	NR	960	0	NR
445	870	NR	575	900	NR	705	97	NR	835	2	NR	965	0	NR
450	969	NR	580	911	NR	710	83	NR	840	2	NR	970	0	NR
455	544	NR	585	916	NR	715	71	NR	845	2	NR	975	0	NR
460	304	NR	590	912	NR	720	60	NR	850	1	NR	980	0	NR
465	231	NR	595	901	NR	725	51	NR	855	1	NR	985	0	NR
470	142	NR	600	882	NR	730	43	NR	860	1	NR	990	0	NR
475	96	NR	605	855	NR	735	37	NR	865	1	NR	995	0	NR
480	92	NR	610	820	NR	740	32	NR	870	1	NR	1000	0	NR
485	96	NR	615	776	NR	745	29	NR	875	1	NR			

REPORT NUMBER: SP1-2411-284-2

Scotopic Flux vs. Wavelength



Scotopic Lumens: NR

S/P: 1.45

λ (nm)	Power W [^] /nm	Lumens (φ/nm)	λ (nm)	Power W [^] /nm	Lumens (φ/nm)	λ (nm)	Power W [^] /nm	Lumens (φ/nm)	λ (nm)	Power W [^] /nm	Lumens (φ/nm)	λ (nm)	Power W [^] /nm	Lumens (φ/nm)
360	0	NR	490	118	NR	620	730	NR	750	25	NR	880	1	NR
365	0	NR	495	170	NR	625	680	NR	755	22	NR	885	0	NR
370	0	NR	500	245	NR	630	630	NR	760	19	NR	890	0	NR
375	0	NR	505	338	NR	635	579	NR	765	17	NR	895	0	NR
380	0	NR	510	431	NR	640	529	NR	770	14	NR	900	0	NR
385	0	NR	515	521	NR	645	477	NR	775	13	NR	905	0	NR
390	1	NR	520	596	NR	650	429	NR	780	11	NR	910	0	NR
395	3	NR	525	655	NR	655	383	NR	785	9	NR	915	0	NR
400	6	NR	530	701	NR	660	338	NR	790	8	NR	920	0	NR
405	9	NR	535	739	NR	665	298	NR	795	7	NR	925	0	NR
410	16	NR	540	766	NR	670	261	NR	800	6	NR	930	0	NR
415	32	NR	545	791	NR	675	228	NR	805	5	NR	935	0	NR
420	65	NR	550	813	NR	680	200	NR	810	5	NR	940	0	NR
425	131	NR	555	833	NR	685	173	NR	815	4	NR	945	0	NR
430	245	NR	560	852	NR	690	151	NR	820	3	NR	950	0	NR
435	432	NR	565	870	NR	695	130	NR	825	3	NR	955	0	NR
440	622	NR	570	885	NR	700	112	NR	830	3	NR	960	0	NR
445	870	NR	575	900	NR	705	97	NR	835	2	NR	965	0	NR
450	969	NR	580	911	NR	710	83	NR	840	2	NR	970	0	NR
455	544	NR	585	916	NR	715	71	NR	845	2	NR	975	0	NR
460	304	NR	590	912	NR	720	60	NR	850	1	NR	980	0	NR
465	231	NR	595	901	NR	725	51	NR	855	1	NR	985	0	NR
470	142	NR	600	882	NR	730	43	NR	860	1	NR	990	0	NR
475	96	NR	605	855	NR	735	37	NR	865	1	NR	995	0	NR
480	92	NR	610	820	NR	740	32	NR	870	1	NR	1000	0	NR
485	96	NR	615	776	NR	745	29	NR	875	1	NR			

REPORT NUMBER: SP1-2411-284-2

Melanopic Flux vs. Wavelength



Melanopic Lumens: NR

M/P: 2.72

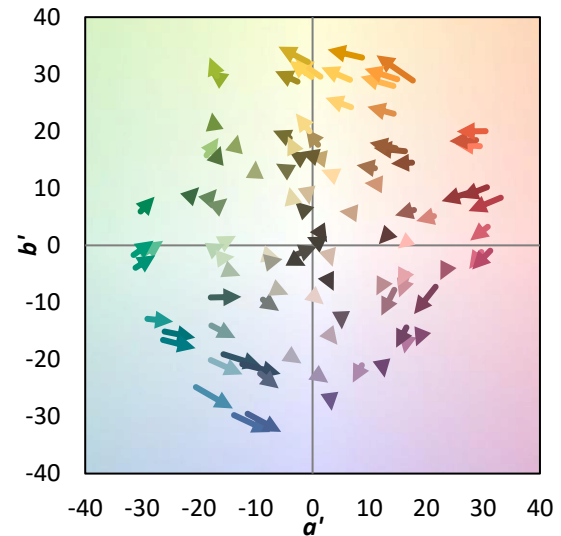
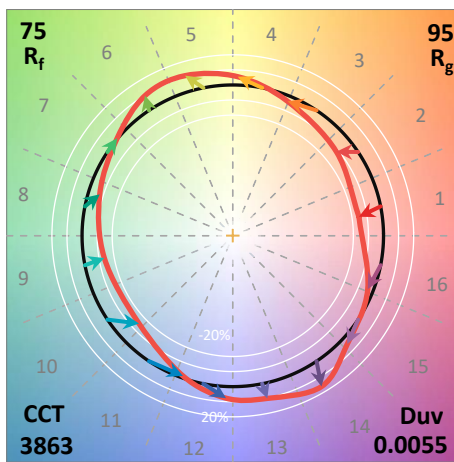
λ (nm)	Power W [^] /nm	Lumens (φ/nm)	λ (nm)	Power W [^] /nm	Lumens (φ/nm)	λ (nm)	Power W [^] /nm	Lumens (φ/nm)	λ (nm)	Power W [^] /nm	Lumens (φ/nm)	λ (nm)	Power W [^] /nm	Lumens (φ/nm)
360	0	NR	490	118	NR	620	730	NR	750	25	NR	880	1	NR
365	0	NR	495	170	NR	625	680	NR	755	22	NR	885	0	NR
370	0	NR	500	245	NR	630	630	NR	760	19	NR	890	0	NR
375	0	NR	505	338	NR	635	579	NR	765	17	NR	895	0	NR
380	0	NR	510	431	NR	640	529	NR	770	14	NR	900	0	NR
385	0	NR	515	521	NR	645	477	NR	775	13	NR	905	0	NR
390	1	NR	520	596	NR	650	429	NR	780	11	NR	910	0	NR
395	3	NR	525	655	NR	655	383	NR	785	9	NR	915	0	NR
400	6	NR	530	701	NR	660	338	NR	790	8	NR	920	0	NR
405	9	NR	535	739	NR	665	298	NR	795	7	NR	925	0	NR
410	16	NR	540	766	NR	670	261	NR	800	6	NR	930	0	NR
415	32	NR	545	791	NR	675	228	NR	805	5	NR	935	0	NR
420	65	NR	550	813	NR	680	200	NR	810	5	NR	940	0	NR
425	131	NR	555	833	NR	685	173	NR	815	4	NR	945	0	NR
430	245	NR	560	852	NR	690	151	NR	820	3	NR	950	0	NR
435	432	NR	565	870	NR	695	130	NR	825	3	NR	955	0	NR
440	622	NR	570	885	NR	700	112	NR	830	3	NR	960	0	NR
445	870	NR	575	900	NR	705	97	NR	835	2	NR	965	0	NR
450	969	NR	580	911	NR	710	83	NR	840	2	NR	970	0	NR
455	544	NR	585	916	NR	715	71	NR	845	2	NR	975	0	NR
460	304	NR	590	912	NR	720	60	NR	850	1	NR	980	0	NR
465	231	NR	595	901	NR	725	51	NR	855	1	NR	985	0	NR
470	142	NR	600	882	NR	730	43	NR	860	1	NR	990	0	NR
475	96	NR	605	855	NR	735	37	NR	865	1	NR	995	0	NR
480	92	NR	610	820	NR	740	32	NR	870	1	NR	1000	0	NR
485	96	NR	615	776	NR	745	29	NR	875	1	NR			

Summary

$R_f = 74.7$
 $R_g = 95.4$
 $CIE R_a = 71.9$
 $R_g = -23.5$

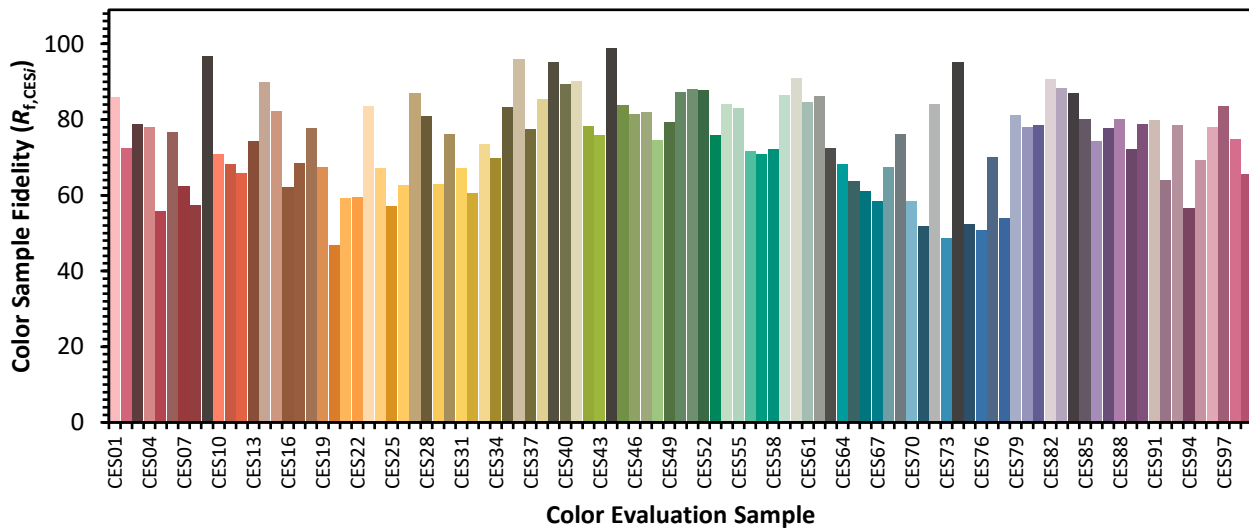


Color Vector Graphics

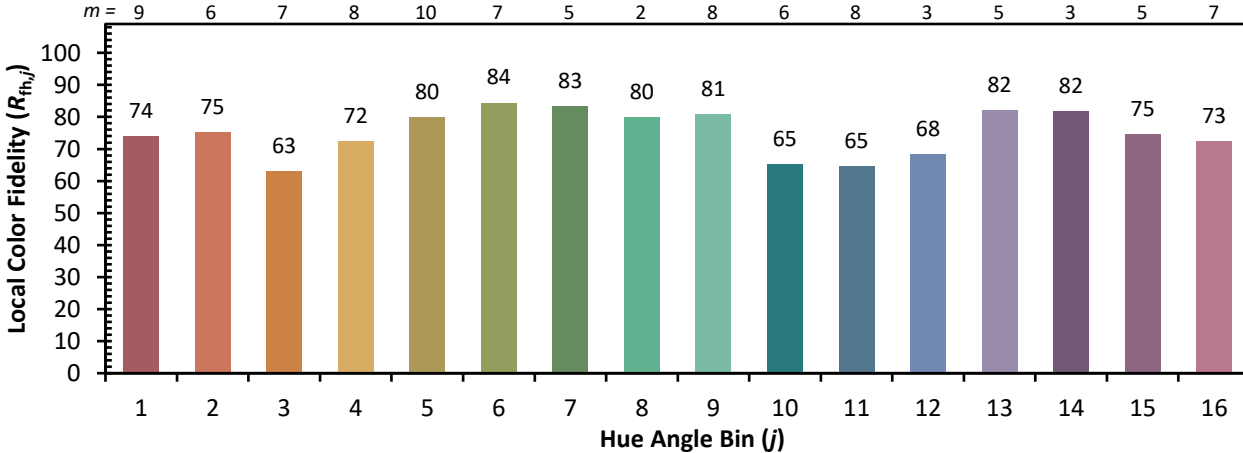


Individual Sample Fidelity Index ($R_{f,i}$)

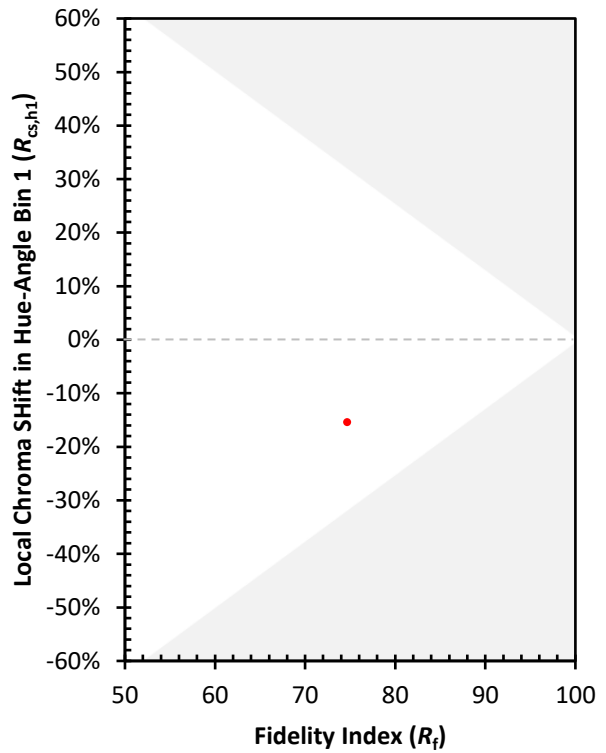
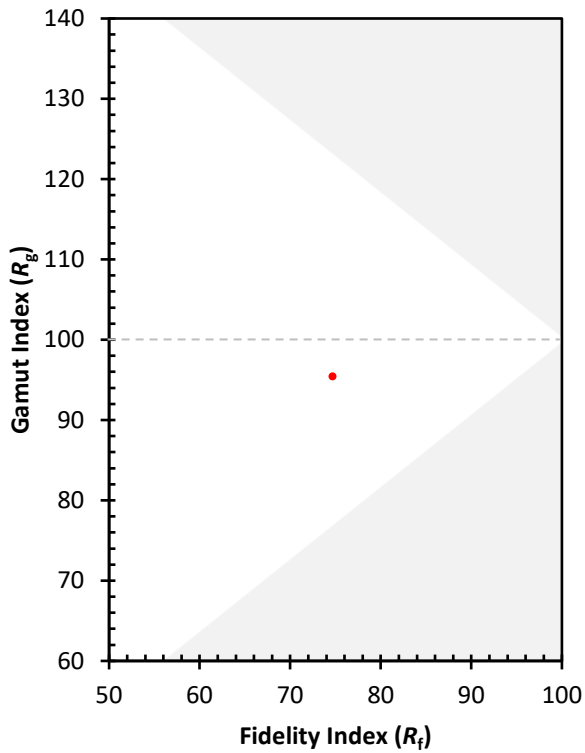
CES01 = 85	CES26 = 63	CES51 = 88	CES76 = 51
CES02 = 61	CES27 = 87	CES52 = 88	CES77 = 70
CES03 = 30	CES28 = 81	CES53 = 76	CES78 = 54
CES04 = 70	CES29 = 63	CES54 = 84	CES79 = 81
CES05 = 47	CES30 = 76	CES55 = 83	CES80 = 78
CES06 = 50	CES31 = 67	CES56 = 72	CES81 = 79
CES07 = 40	CES32 = 61	CES57 = 71	CES82 = 91
CES08 = 39	CES33 = 73	CES58 = 72	CES83 = 88
CES09 = 29	CES34 = 70	CES59 = 86	CES84 = 87
CES10 = 74	CES35 = 83	CES60 = 91	CES85 = 80
CES11 = 57	CES36 = 96	CES61 = 85	CES86 = 74
CES12 = 63	CES37 = 77	CES62 = 86	CES87 = 78
CES13 = 42	CES38 = 85	CES63 = 72	CES88 = 80
CES14 = 74	CES39 = 95	CES64 = 68	CES89 = 72
CES15 = 71	CES40 = 89	CES65 = 64	CES90 = 79
CES16 = 46	CES41 = 90	CES66 = 61	CES91 = 80
CES17 = 49	CES42 = 78	CES67 = 58	CES92 = 64
CES18 = 56	CES43 = 76	CES68 = 67	CES93 = 78
CES19 = 71	CES44 = 99	CES69 = 76	CES94 = 57
CES20 = 65	CES45 = 84	CES70 = 58	CES95 = 69
CES21 = 86	CES46 = 81	CES71 = 52	CES96 = 78
CES22 = 78	CES47 = 82	CES72 = 84	CES97 = 84
CES23 = 92	CES48 = 75	CES73 = 49	CES98 = 75
CES24 = 91	CES49 = 79	CES74 = 95	CES99 = 66
CES25 = 72	CES50 = 87	CES75 = 52	



Color Rendition by Hue-Angle Bin



Measure Comparisons



(END OF REPORT)